

# Junior X30

## Race 13 - Pre-Final (PF) Results

**Document 21.2**

Subject to scrutineering &amp; sporting investigations

Rnk	No.	Nation	Entrant	Laps	Time	Gap	Best Lap	In Lap	Best S1	Best S2	Best S3	Penalty	
1	114		Callum BRADSHAW	BKC Racing	16	16:03.51		59.44	12	20.98	18.53	19.80	
2	125		Ethan HAWKEY	MBR	16	16:07.41	<b>3.90</b>	59.50	11	20.76	18.75	19.88	
3	108		Sam MCDONNELL	BKC Racing	16	16:07.48	<b>3.97</b>	59.36	10	20.74	18.82	19.77	
4	111		Chris LULHAM	Fusion Motorsport	16	16:07.55	<b>4.04</b>	59.25	11	20.75	18.72	19.77	
5	116		Owen BYATT	Privateer	16	16:08.24	<b>4.73</b>	59.33	11	20.75	18.59	19.84	
6	101		David MALUKAS	BN Racing	16	16:10.79	<b>7.28</b>	59.76	13	20.97	18.76	19.87	
7	115		Samuel WHITE	AMT	16	16:11.16	<b>7.65</b>	59.66	10	20.86	18.87	19.81	
8	103		Louie WESTOVER	Fusion Motorsport	16	16:11.39	<b>7.88</b>	59.53	12	20.76	18.79	19.86	
9	123		Nelson KING	Privateer	16	16:11.84	<b>8.33</b>	59.49	10	20.86	18.76	19.84	
10	130		Mario MILLS	JM Racing	16	16:12.35	<b>8.84</b>	59.44	6	20.83	18.73	19.79	
11	118		Milan PETELET	Praga	16	16:13.04	<b>9.53</b>	59.58	11	20.84	18.69	19.87	
12	121		Kyle CONNOLLY	Msport	16	16:13.41	<b>9.90</b>	59.84	8	20.93	18.64	20.00	
13	128		Thomas WESTWORTH	Intrepid UK	16	16:13.68	<b>10.17</b>	59.73	13	21.05	18.75	19.93	
14	105		Ethan TAN	Fusion Motorsport	16	16:13.94	<b>10.43</b>	59.74	14	20.90	18.79	19.87	
15	106		Josh PICKFORD	BKC Racing	16	16:14.26	<b>10.75</b>	59.46	14	20.83	18.70	19.87	
16	124		Dante YU	Vital Motorsport	16	16:16.40	<b>12.89</b>	59.56	12	20.94	18.55	19.89	
17	126		Toby STEPHENSON	Privateer	16	16:11.03	<b>17.52</b>	59.67	13	20.83	18.79	19.91	<b>+10.00</b>
18	112		Alex BROWN	Fusion Motorsport	16	16:11.59	<b>18.08</b>	59.53	11	20.82	18.74	19.85	<b>+10.00</b>
19	120		Alexander D'ARCY	BKC	16	16:22.09	<b>18.58</b>	59.91	8	21.01	18.82	19.95	
20	117		Kiera SCOTT	Vital Motorsport	16	16:26.11	<b>22.60</b>	1:00.44	16	21.09	18.87	20.22	
21	122		Rached GHANEM	MLC Motorsport	16	16:20.43	<b>26.92</b>	1:00.37	12	21.12	19.02	20.08	<b>+10.00</b>
22	109		Patrick KIBBLE	MLC Motorsport	16	16:22.58	<b>29.07</b>	1:00.14	6	21.01	18.98	20.06	<b>+10.00</b>
23	102		Ben HEALEY-SMITH	Vision Motorsport	16	16:33.27	<b>29.76</b>	1:00.67	9	21.35	19.00	20.18	
24	104		Ross WOODFORD	S8 Racing	16	16:25.39	<b>31.88</b>	59.83	10	20.92	18.87	19.98	<b>+10.00</b>
25	127		Ben HODGE	Privateer	9	9:19.00	<b>7 Laps</b>	59.93	8	20.99	18.82	20.01	
26	119		Julien SANSON	Euro Karting	0	2.79	<b>16 Laps</b>						

No.126 STEPHENSON Toby : C2.3.4/U17.5.5 - Incorrectly positioned front fairing

No.112 BROWN Alex : C2.3.4/U17.5.5 - Incorrectly positioned front fairing

No.122 GHANEM Rached : C2.3.4/U17.5.5 - Incorrectly positioned front fairing

No.109 KIBBLE Patrick : C2.3.4/U17.5.5 - Incorrectly positioned front fairing

No.104 WOODFORD Ross : C2.3.4/U17.5.5 - Incorrectly positioned front fairing

**Not Classified**

110	Elliot HARVEY		Global Karting		16:05.71	Excluded	59.51	11	20.80	18.75	19.82
-----	---------------	--	----------------	--	----------	----------	-------	----	-------	-------	-------

No.110 HARVEY Elliot : C3.1.1 - Non compliance, Champ Reg 1.8

Leaders : No.110 HARVEY Elliot (1-5) / No.125 HAWKEY Ethan (6-6) / No.114 BRADSHAW Callum (7-16)

Start Time : 19/06 - 10:17:35

Best Lap : No.111 LULHAM Chris 59.25 52.18 Mph

Weather : Slightly cloudy Air : 14°C Track : Dry

Event Record : No.110 HARVEY Elliot 59.21 52.22 Mph

No.116 12:44 Lap 12

# Junior X30

## Race 13 - Pre-Final (PF)

### Lap Chart

For information purposes. No official / regulatory value

	1	2	3	4	5	6	7	8	9	10	11	12	13	14	15	16	17	18	19	20	21	22	23	24	25	26	27
<b>Grid</b>	114	110	111	115	108	130	101	104	125	116	123	109	119	118	121	103	122	120	124	106	105	126	128	112	117	102	127
<b>Start</b>	114	110	111	115	108	130	101	104	125	116	123	109	118	103	126	<del>119</del>	121	120	124	106	105	112	122	102	128	117	127
<b>Lap 1 Interval</b>	110	114 0.1	111 0.2	115 0.4	108 0.3	116 0.1	125 0.1	123 0.3	101 0.6	103 0.4	126 0.1	112 1.4	105 0.5	128 0.1	118 0.5	121 0.5	122 0.2	106 0.1	102 0.3	120 0.2	117 0.4	127 0.0	104 0.1	124 0.2	130 0.0	109 1.3	
<b>Lap 2</b>	110	114 0.1	111 0.1	125 0.9	116 0.3	115 0.2	108 0.3	101 0.1	123 0.1	103 0.5	126 0.0	112 1.1	128 0.8	105 0.3	118 0.1	121 0.1	106 0.4	122 0.4	102 0.8	120 0.1	127 0.1	130 0.0	117 0.7	104 0.0	124 0.1	109 0.8	
<b>Lap 3</b>	110	114 0.0	111 0.2	125 0.5	116 0.3	115 0.2	108 0.5	101 0.2	123 0.0	126 1.0	103 0.2	112 0.8	128 0.8	118 0.3	121 0.2	105 0.3	106 0.1	122 0.7	130 1.3	120 1.0	104 0.4	124 0.1	127 0.2	109 0.3	117 0.4	102 1.8	
<b>Lap 4</b>	110	114 0.0	111 0.1	125 0.2	116 0.4	115 0.3	108 0.3	101 0.4	123 0.3	126 0.8	112 1.4	103 0.4	128 0.1	118 0.1	121 0.2	105 0.5	106 0.1	122 1.0	130 0.6	104 2.1	120 0.4	124 0.0	127 0.3	109 0.3	117 0.9	102 3.8	
<b>Lap 5</b>	110	114 0.2	125 0.1	116 0.2	115 0.2	111 0.1	108 0.2	101 0.3	123 0.2	126 1.1	112 1.5	103 0.7	118 0.2	128 0.1	105 0.4	106 0.1	121 0.8	130 0.1	122 0.4	104 2.2	124 0.8	109 0.5	120 0.3	127 0.0	117 1.0	102 4.1	
<b>Lap 6</b>	125	114 0.0	110 0.0	116 0.2	111 0.3	115 0.3	101 0.9	108 0.1	123 0.1	126 0.7	112 1.2	118 0.9	103 0.2	128 0.3	105 0.0	106 0.3	130 0.3	121 0.6	122 0.8	104 2.2	124 0.7	109 0.5	127 1.3	120 0.1	117 0.3	102 4.6	
<b>Lap 7</b>	114	125 0.8	116 0.0	110 0.2	111 0.4	115 0.2	108 0.0	101 0.3	123 0.1	126 0.4	112 0.9	118 0.6	103 0.5	105 0.8	130 0.1	128 0.3	106 0.2	121 0.2	122 1.1	104 2.0	124 0.6	109 0.5	127 1.3	120 0.2	117 0.5	102 5.0	
<b>Lap 8</b>	114	116 1.1	125 0.1	110 0.0	111 0.1	108 0.4	115 1.0	101 0.1	126 0.1	123 0.0	112 0.4	118 0.7	103 0.5	130 0.8	128 0.6	105 0.1	121 0.1	106 0.0	122 1.8	104 1.6	124 0.3	109 1.1	127 0.8	120 0.2	117 1.1	102 5.3	
<b>Lap 9</b>	114	125 1.3	110 0.0	111 0.3	108 0.1	116 0.2	101 1.1	123 0.4	115 0.3	126 0.0	112 0.3	118 0.0	103 0.6	130 0.5	121 1.5	105 0.0	128 0.2	106 0.1	122 1.8	104 1.1	124 0.1	109 1.7	127 0.2	120 0.1	117 1.7	102 5.4	
<b>Lap 10</b>	114	125 1.3	110 0.0	108 0.1	116 0.4	111 0.2	101 1.0	123 0.1	115 0.5	126 0.1	118 0.4	112 0.2	103 0.7	130 0.0	121 2.0	128 0.4	106 0.2	105 0.2	122 1.6	104 0.5	124 0.0	109 2.4	120 0.1	117 2.3	102 5.4		
<b>Lap 11</b>	114	125 1.1	110 0.0	108 0.1	116 0.3	111 0.1	101 1.6	123 0.1	115 0.3	126 0.2	118 0.2	112 0.2	130 0.7	103 0.3	121 2.2	128 0.4	105 0.6	106 0.4	124 1.5	122 0.3	104 0.2	109 3.1	120 0.1	117 2.1	102 5.4		
<b>Lap 12</b>	114	125 1.3	110 0.1	116 0.2	108 0.4	111 0.1	101 1.6	115 0.3	126 0.4	123 0.1	118 0.2	112 0.2	130 0.1	103 0.3	121 2.7	128 0.3	105 0.5	106 0.4	124 1.2	122 1.1	104 0.0	109 3.2	120 0.1	117 2.5	102 5.8		
<b>Lap 13</b>	114	125 1.3	110 0.1	116 0.2	108 0.9	111 0.2	101 1.0	115 0.2	126 0.4	123 0.0	118 0.3	112 0.3	130 0.0	103 0.3	121 2.9	128 0.1	105 0.6	106 0.5	124 0.9	122 2.2	109 3.0	120 0.0	104 3.1	117 0.2	102 5.8		
<b>Lap 14</b>	114	125 1.5	110 0.1	116 0.1	108 1.0	111 0.2	115 1.9	126 0.1	101 0.3	123 0.0	118 0.1	112 0.3	130 0.2	103 0.3	121 2.7	128 0.2	105 0.4	106 0.2	124 1.9	122 2.4	109 2.7	120 0.0	104 3.3	117 0.4	102 6.0		
<b>Lap 15</b>	114	125 1.5	110 0.1	116 0.1	108 0.7	111 0.1	115 2.4	126 0.1	101 0.2	123 0.1	103 1.1	112 0.1	130 0.3	118 0.1	121 1.9	128 0.1	105 0.2	106 0.3	124 1.9	122 3.2	109 2.2	120 0.1	104 3.4	117 0.6	102 6.4		
<b>Lap 16</b>	114	110 2.2	125 1.7	108 0.0	111 0.0	116 0.6	101 2.5	126 0.2	115 0.1	103 0.2	112 0.2	123 0.2	130 0.5	118 0.6	121 0.3	128 0.2	105 0.2	106 0.3	124 2.1	122 4.0	120 1.6	109 0.4	104 2.8	117 0.7	102 7.1		

# Junior X30

## Race 13 - Pre-Final (PF)

For information purposes. No official / regulatory value

### Analysis

Laps	Sector 1	Sector 2	Sector 3	Lap Time	Laps	Sector 1	Sector 2	Sector 3	Lap Time	Laps	Sector 1	Sector 2	Sector 3	Lap Time
<b>No.101 MALUKAS David</b>					8	20.97	18.92	20.02	<b>59.91</b>	16	21.17	18.83	20.14	1:00.14
1	24.18	19.38	20.45	1:04.01										
2	21.39	19.37	20.34	1:01.10										
3	21.09	19.20	20.05	1:00.34										
4	21.00	19.05	20.05	1:00.10										
5	20.97	18.95	19.92	59.84										
6	21.23	19.35	20.09	1:00.67										
7	21.76	19.03	19.99	1:00.78										
8	21.23	19.38	20.08	1:00.69										
9	21.01	18.89	19.97	59.87										
10	21.02	18.83	19.95	59.80										
11	21.02	18.76	20.04	59.82										
12	21.09	18.82	19.96	59.87										
13	20.97	18.89	19.90	59.76										
14	21.00	19.83	20.12	1:00.95										
15	21.00	18.99	19.87	59.86										
16	21.64	19.33	20.33	1:01.30										
<b>No.102 HEALEY-SMITH Ben</b>					<b>No.104 WOODFORD Ross</b>					<b>No.106 PICKFORD Josh</b>				
1	25.82	20.12	21.25	1:07.19										
2	21.64	19.29	20.98	1:01.91										
3	21.66	19.74	24.41	1:05.81										
4	22.81	19.66	20.88	1:03.35										
5	21.70	19.29	20.39	1:01.38										
6	21.49	19.24	20.40	1:01.13										
7	21.45	19.10	20.32	1:00.87										
8	21.35	19.19	20.19	1:00.73										
9	21.36	19.00	20.31	1:00.67										
10	21.42	19.19	20.18	1:00.79										
11	21.43	19.28	20.25	1:00.96										
12	21.47	19.18	20.35	1:01.00										
13	21.54	19.29	20.32	1:01.15										
14	21.50	19.13	20.29	1:00.92										
15	21.45	19.13	20.38	1:00.96										
16	21.44	19.22	20.47	1:01.13										
1	28.73	19.96	20.65	1:09.34										
2	22.19	19.57	20.36	1:02.12										
3	21.38	19.59	20.57	1:01.54										
4	21.19	19.17	20.16	1:00.52										
5	21.30	18.97	20.03	1:00.30										
6	21.08	19.04	20.24	1:00.36										
7	21.10	19.12	20.14	1:00.36										
8	21.15	18.97	20.04	1:00.16										
9	21.13	18.98	20.00	1:00.11										
10	20.92	18.93	19.98	59.83										
11	21.32	18.97	20.15	1:00.44										
12	21.24	18.87	20.08	1:00.19										
13	21.13	25.05	20.64	1:06.82										
14	21.25	19.16	20.07	1:00.48										
15	21.18	19.06	20.18	1:00.42										
16	21.10	18.96	20.26	1:00.32										
1	25.50	20.53	21.09	1:07.12										
2	21.44	19.18	20.21	1:00.83										
3	21.27	19.03	20.22	1:00.52										
4	21.19	18.95	20.01	1:00.15										
5	21.35	19.10	19.94	1:00.39										
6	21.09	18.85	20.16	1:00.10										
7	21.20	19.63	20.13	1:00.96										
8	21.10	19.18	19.87	1:00.15										
9	21.31	19.07	20.17	1:00.55										
10	21.47	18.87	20.14	1:00.48										
11	21.56	19.02	20.11	1:00.69										
12	21.04	18.80	20.00	59.84										
13	20.89	18.90	20.06	59.85										
14	20.88	18.70	19.88	59.46										
15	20.83	19.02	20.11	59.96										
16	21.08	18.97	20.07	1:00.12										
<b>No.103 WESTOVER Louie</b>					<b>No.105 TAN Ethan</b>					<b>No.108 MCDONNELL Sam</b>				
1	23.81	19.41	20.66	1:03.88										
2	21.38	19.10	20.79	1:01.27										
3	21.32	19.35	20.34	1:01.01										
4	22.00	19.43	20.34	1:01.77										
5	21.41	18.88	20.23	1:00.52										
6	21.55	18.84	20.01	1:00.40										
7	20.92	19.12	20.09	1:00.13										
1	24.37	20.42	20.70	1:05.49										
2	21.37	19.52	20.80	1:01.69										
3	21.87	19.10	20.11	1:01.08										
4	21.16	19.03	19.97	1:00.16										
5	21.41	19.07	19.97	1:00.45										
6	21.01	18.98	19.92	59.91										
7	21.53	19.02	20.01	1:00.56										
8	21.70	18.95	19.94	1:00.59										
9	21.41	18.96	20.11	1:00.48										
10	21.90	19.06	20.06	1:01.02										
11	21.16	18.92	19.95	1:00.03										
12	20.99	18.86	20.00	59.85										
13	21.02	18.79	19.99	59.80										
14	21.03	18.84	19.87	59.74										
15	20.90	18.91	20.03	59.84										
1	22.90	19.59	20.43	1:02.92										
2	21.45	20.31	20.48	1:02.24										
3	21.12	18.99	20.09	1:00.20										
4	21.07	18.90	19.96	59.93										
5	20.87	19.19	19.84	59.90										
6	21.46	19.65	20.13	1:01.24										
7	21.14	19.04	20.03	1:00.21										
8	21.14	18.82	19.89	59.85										
9	21.12	18.85	19.81	59.78										
10	20.74	18.85	19.77	59.36										
11	20.79	18.83	19.81	59.43										
12	21.21	19.17	19.86	1:00.24										
13	21.16	19.14	19.89	1:00.19										
14	20.91	18.87	19.89	59.67										
15	20.82	18.82	19.81	59.45										
16	20.84	19.73	20.45	1:01.02										
<b>No.109 KIBBLE Patrick</b>														
1	30.04	19.75	20.94	1:10.73										
2	21.68	19.31	20.43	1:01.42										
3	21.18	19.32	20.82	1:01.32										
4	21.12	19.34	20.43	1:00.89										
5	21.24	19.17	20.17	1:00.58										
6	21.01	18.98	20.15	1:00.14										



15th - 19th June 2016

# Junior X30

## Race 13 - Pre-Final (PF)

For information purposes. No official / regulatory value

### Analysis

Laps	Sector 1	Sector 2	Sector 3	Lap Time
7	21.04	19.02	20.22	1:00.28
8	21.14	19.07	20.22	1:00.43
9	21.27	19.12	20.18	1:00.57
10	21.16	<b>18.98</b>	20.28	1:00.42
11	21.13	19.53	20.45	1:01.11
12	21.14	19.05	<b>20.06</b>	1:00.25
13	21.04	19.10	20.25	1:00.39
14	21.11	18.99	20.18	1:00.28
15	21.05	19.02	20.21	1:00.28
16	21.09	19.57	20.42	1:01.08

**No.110 HARVEY Elliot**

1	<b>22.11</b>	<b>19.31</b>	<b>20.52</b>	<b>1:01.94</b>
2	<b>21.73</b>	<b>19.11</b>	<b>20.41</b>	<b>1:01.25</b>
3	<b>21.27</b>	<b>19.05</b>	<b>20.09</b>	<b>1:00.41</b>
4	<b>21.10</b>	<b>18.84</b>	20.30	<b>1:00.24</b>
5	21.17	19.07	<b>19.98</b>	<b>1:00.22</b>
6	21.64	18.94	19.98	1:00.56
7	21.15	20.05	20.27	1:01.47
8	<b>20.95</b>	19.12	<b>19.91</b>	<b>59.98</b>
9	21.07	18.91	<b>19.86</b>	<b>59.84</b>
10	20.95	18.86	19.87	<b>59.68</b>
11	<b>20.80</b>	18.89	<b>19.82</b>	<b>59.51</b>
12	20.95	<b>18.75</b>	19.90	59.60
13	20.84	19.07	19.89	59.80
14	20.91	18.77	19.98	59.66
15	20.93	18.83	19.89	59.65
16	21.03	19.10	20.06	1:00.19

**No.111 LULHAM Chris**

1	<b>22.35</b>	<b>19.31</b>	<b>20.56</b>	<b>1:02.22</b>
2	<b>21.54</b>	<b>19.28</b>	<b>20.36</b>	<b>1:01.18</b>
3	<b>21.11</b>	<b>19.17</b>	<b>20.18</b>	<b>1:00.46</b>
4	<b>21.07</b>	<b>18.90</b>	<b>20.13</b>	<b>1:00.10</b>
5	21.67	19.51	<b>19.93</b>	1:01.11
6	21.15	18.90	19.97	<b>1:00.02</b>
7	<b>20.94</b>	19.94	20.46	1:01.34
8	20.97	<b>18.79</b>	19.96	<b>59.72</b>
9	21.23	<b>18.78</b>	20.01	1:00.02
10	21.06	19.19	19.96	1:00.21
11	<b>20.75</b>	<b>18.73</b>	<b>19.77</b>	<b>59.25</b>
12	20.79	19.09	19.97	59.85
13	20.90	19.38	20.07	1:00.35
14	20.82	18.91	19.91	59.64

15	20.84	<b>18.72</b>	19.85	59.41
16	20.83	19.59	20.48	1:00.90

**No.112 BROWN Alex**

1	<b>24.08</b>	<b>20.22</b>	<b>20.56</b>	<b>1:04.86</b>
2	<b>21.62</b>	<b>19.12</b>	<b>20.23</b>	<b>1:00.97</b>
3	<b>21.34</b>	<b>19.02</b>	<b>20.22</b>	<b>1:00.58</b>
4	<b>21.26</b>	19.08	<b>20.19</b>	<b>1:00.53</b>
5	21.32	<b>18.88</b>	<b>20.01</b>	<b>1:00.21</b>
6	<b>21.14</b>	19.00	<b>19.85</b>	<b>59.99</b>
7	21.23	<b>18.79</b>	20.02	1:00.04
8	<b>21.07</b>	18.80	19.97	<b>59.84</b>
9	<b>21.04</b>	19.18	20.17	1:00.39
10	21.35	<b>18.74</b>	19.98	1:00.07
11	<b>20.87</b>	18.80	19.86	<b>59.53</b>
12	<b>20.82</b>	19.18	20.08	1:00.08
13	20.95	18.80	20.02	59.77
14	21.22	19.21	20.09	1:00.52
15	20.89	19.33	20.12	1:00.34
16	21.04	19.17	20.44	1:00.65

**No.114 BRADSHAW Callum**

1	<b>22.33</b>	<b>19.35</b>	<b>20.48</b>	<b>1:02.16</b>
2	<b>21.59</b>	<b>19.25</b>	<b>20.39</b>	<b>1:01.23</b>
3	<b>21.31</b>	<b>19.02</b>	<b>20.06</b>	<b>1:00.39</b>
4	<b>21.03</b>	19.03	20.16	<b>1:00.22</b>
5	21.39	<b>18.92</b>	20.10	1:00.41
6	21.07	19.13	<b>20.03</b>	1:00.23
7	<b>21.00</b>	19.18	20.17	1:00.35
8	21.20	<b>18.73</b>	<b>19.96</b>	<b>59.89</b>
9	21.21	<b>18.65</b>	<b>19.86</b>	<b>59.72</b>
10	21.13	<b>18.64</b>	19.93	<b>59.70</b>
11	21.12	18.72	<b>19.80</b>	<b>59.64</b>
12	21.02	<b>18.53</b>	19.89	<b>59.44</b>
13	21.03	18.78	19.82	59.63
14	<b>20.98</b>	18.70	19.93	59.61
15	21.00	18.68	19.89	59.57
16	21.07	18.66	19.97	59.70

**No.115 WHITE Samuel**

1	<b>22.80</b>	<b>19.49</b>	<b>20.37</b>	<b>1:02.66</b>
2	<b>22.18</b>	19.64	20.42	<b>1:02.24</b>
3	<b>21.02</b>	<b>18.96</b>	<b>20.03</b>	<b>1:00.01</b>
4	21.13	18.96	<b>19.99</b>	1:00.08
5	21.02	19.00	<b>19.86</b>	<b>59.88</b>

6	21.56	18.99	19.97	1:00.52
7	<b>20.99</b>	19.55	20.71	1:01.25
8	21.79	19.13	20.08	1:01.00
9	21.66	18.99	20.13	1:00.78
10	<b>20.88</b>	<b>18.87</b>	19.91	<b>59.66</b>
11	20.89	18.94	<b>19.83</b>	<b>59.66</b>
12	20.92	18.88	19.93	59.73
13	20.99	18.88	<b>19.81</b>	59.68
14	<b>20.86</b>	19.34	20.03	1:00.23
15	21.00	19.01	19.92	59.93
16	22.15	19.42	20.49	1:02.06

**No.116 BYATT Owen**

1	<b>22.82</b>	<b>19.52</b>	<b>20.38</b>	<b>1:02.72</b>
2	<b>21.40</b>	<b>19.35</b>	20.79	<b>1:01.54</b>
3	<b>21.09</b>	<b>18.87</b>	<b>20.10</b>	<b>1:00.06</b>
4	<b>21.06</b>	<b>18.83</b>	<b>20.09</b>	<b>59.98</b>
5	<b>21.02</b>	18.89	<b>19.98</b>	<b>59.89</b>
6	21.14	19.01	20.04	1:00.19
7	<b>20.94</b>	19.96	20.08	1:00.98
8	21.02	19.00	20.05	1:00.07
9	21.78	19.07	<b>19.86</b>	1:00.71
10	<b>20.90</b>	18.84	19.87	<b>59.61</b>
11	<b>20.86</b>	<b>18.59</b>	19.88	<b>59.33</b>
12	<b>20.75</b>	18.82	<b>19.84</b>	59.41
13	20.76	19.12	19.86	59.74
14	20.84	18.87	19.87	59.58
15	20.95	18.91	19.85	59.71
16	21.12	20.11	21.31	1:02.54

**No.117 SCOTT Kiera**

1	<b>25.84</b>	<b>20.65</b>	<b>21.07</b>	<b>1:07.56</b>
2	<b>21.67</b>	<b>19.98</b>	<b>20.62</b>	<b>1:02.27</b>
3	<b>21.40</b>	20.05	21.41	1:02.86
4	21.52	<b>19.33</b>	<b>20.49</b>	<b>1:01.34</b>
5	21.49	<b>19.10</b>	20.49	<b>1:01.08</b>
6	<b>21.27</b>	<b>19.07</b>	<b>20.29</b>	<b>1:00.63</b>
7	<b>21.20</b>	<b>18.96</b>	20.33	<b>1:00.49</b>
8	<b>21.09</b>	19.05	20.34	<b>1:00.48</b>
9	21.42	<b>18.87</b>	<b>20.22</b>	1:00.51
10	21.33	19.09	20.40	1:00.82
11	21.40	19.29	20.29	1:00.98
12	21.37	18.91	20.34	1:00.62
13	21.31	19.32	20.51	1:01.14

Timekeeper: Computer

IAME European Open (ENG) 17-19/06/2016

Ian Rogers

Apex Timing





# Junior X30

## Race 13 - Pre-Final (PF) Analysis

For information purposes. No official / regulatory value

Laps	Sector 1	Sector 2	Sector 3	Lap Time
4	21.17	19.00	20.03	1:00.20
5	21.19	18.95	19.95	1:00.09
6	21.19	19.07	20.03	1:00.29
7	21.14	18.96	20.17	1:00.27
8	21.15	19.05	20.09	1:00.29
9	21.10	19.40	20.09	1:00.59
10	20.97	18.79	19.95	59.71
11	20.97	18.82	19.95	59.74
12	20.84	19.15	19.94	59.93
13	20.90	18.82	19.95	59.67
14	20.83	19.02	20.09	59.94
15	21.01	19.05	19.91	59.97
16	21.77	19.27	20.74	1:01.78

### No.127 HODGE Ben

1	25.43	20.61	20.95	1:06.99
2	21.64	19.18	20.59	1:01.41
3	21.61	20.15	21.02	1:02.78
4	21.25	19.56	20.11	1:00.92
5	21.87	19.29	20.20	1:01.36
6	21.56	19.41	20.13	1:01.10
7	21.19	18.93	20.08	1:00.20
8	21.05	18.82	20.06	59.93
9	20.99	19.00	20.01	1:00.00

### No.128 WESTWORTH Thomas

1	24.10	20.33	20.64	1:05.07
2	21.61	19.23	20.38	1:01.22
3	21.40	18.99	20.14	1:00.53
4	21.25	18.91	20.07	1:00.23
5	21.99	18.86	19.98	1:00.83
6	21.28	18.90	20.13	1:00.31
7	21.87	19.26	19.96	1:01.09
8	21.16	18.79	20.08	1:00.03
9	21.32	19.32	20.14	1:00.78
10	21.46	18.84	20.03	1:00.33
11	21.13	18.76	20.01	59.90
12	21.14	18.84	19.93	59.91
13	21.05	18.75	19.93	59.73
14	21.11	18.85	19.98	59.94
15	21.16	18.87	20.00	1:00.03
16	21.07	19.04	20.01	1:00.12




























Laps	Sector 1	Sector 2	Sector 3	Lap Time
<b>No.130 MILLS Mario</b>				
1	29.69	19.58	20.58	1:09.85
2	21.50	19.15	20.36	1:01.01
3	21.37	19.39	20.06	1:00.82
4	21.03	18.99	19.84	59.86
5	20.93	18.77	19.99	59.69
6	20.85	18.77	19.82	59.44
7	20.97	19.16	19.86	59.99
8	21.17	18.75	19.86	59.78
9	20.90	18.79	19.86	59.55
10	20.88	18.73	20.01	59.62
11	20.88	18.74	19.83	59.45
12	20.83	18.87	19.79	59.49
13	20.94	18.88	19.89	59.71
14	20.92	18.83	20.08	59.83
15	21.13	19.90	20.25	1:01.28
16	21.46	19.53	20.09	1:01.08

**Junior X30**

**Race 13 - Pre-Final (PF)**  
**Starting Grid**

**Document 19**

Subject to scrutineering & sporting investigations

127	<b>Ben HODGE</b> Privateer	Kosmic		<b>14</b>	102	<b>Ben HEALEY-SMITH</b> Vision Motorsport UK	TBA	
117	<b>Kiera SCOTT</b> Vital Motorsport	Compkart		<b>13</b>	112	<b>Alex BROWN</b> Fusion Motorsport	Exprit	
128	<b>Thomas WESTWORTH</b> Intrepid UK	Intrepid		<b>12</b>	126	<b>Toby STEPHENSON</b> Privateer	Alonso	
105	<b>Ethan TAN</b> Fusion Motorsport	Exprit		<b>11</b>	106	<b>Josh PICKFORD</b> BKC Racing	Tony Kart	
124	<b>Dante YU</b> Vital Motorsport	Compkart		<b>10</b>	120	<b>Alexander D'ARCY</b> BKC	Exprit	
122	<b>Rached GHANEM</b> MLC Motorsport	Mach 1		<b>9</b>	103	<b>Louie WESTOVER</b> Fusion Motorsport	Exprit	
121	<b>Kyle CONNOLLY</b> Mspport	Tony Kart		<b>8</b>	118	<b>Milan PETELET</b> Praga	Praga	
119	<b>Julien SANSON</b> Euro Karting	Sodi		<b>7</b>	109	<b>Patrick KIBBLE</b> MLC Motorsport	Mach 1	
123	<b>Nelson KING</b> Privateer	Tony Kart		<b>6</b>	116	<b>Owen BYATT</b> Privateer	Kosmic	
125	<b>Ethan HAWKEY</b> MBR	Tony Kart		<b>5</b>	104	<b>Ross WOODFORD</b> S8 Racing	Alonso	
101	<b>David MALUKAS</b> BN Racing	Compkart		<b>4</b>	130	<b>Mario MILLS</b> JM Racing	RK	
108	<b>Sam MCDONNELL</b> BKC Racing	Tony Kart		<b>3</b>	115	<b>Samuel WHITE</b> AMT	Tony Kart	
111	<b>Chris LULHAM</b> Fusion Motorsport	Exprit		<b>2</b>	110	<b>Elliot HARVEY</b> Global Karting	Tony Kart	
114	<b>Callum BRADSHAW</b> BKC Racing	Exprit		<b>1</b>				

POLE POSITION



Start : 19/06 - 10:15 1 Laps = 1.382 Km

timekeeper:  computer: 

IAME European Open (ENG) 17-19/06/2016

Ian Rogers

Apex Timing 