

Junior X30

Race 16 - European Open (PF) Results

Document 23.2

Subject to scrutineering & sporting investigations

Rnk	No.	Driver	Nation	Entrant	Laps	Time	Gap	Best Lap	In Lap	Best S1	Best S2	Best S3	Penalty
1	114	Callum BRADSHAW	ENG	BKC Racing	19	19:06.42		59.56	12	20.85	18.65	19.80	
2	116	Owen BYATT	ENG	Privateer	19	19:06.58	0.16	59.48	7	20.77	18.71	19.80	
3	130	Mario MILLS	ENG	JM Racing	19	19:10.26	3.84	59.58	8	20.77	18.81	19.85	
4	115	Samuel WHITE	ENG	AMT	19	19:10.36	3.94	59.65	5	20.82	18.75	19.86	
5	110	Elliot HARVEY	ENG	Global Karting	19	19:10.52	4.10	59.58	12	20.85	18.75	19.89	
6	103	Louie WESTOVER	ENG	Fusion Motorsport	19	19:10.76	4.34	59.70	10	20.81	18.80	19.88	
7	123	Nelson KING	ENG	Privateer	19	19:10.84	4.42	59.65	11	20.88	18.82	19.88	
8	125	Ethan HAWKEY	ENG	MBR	19	19:18.65	12.23	59.52	11	20.80	18.82	19.90	
9	119	Julien SANSON	FRA	Euro Karting	19	19:19.82	13.40	59.85	10	21.01	18.85	19.87	
10	128	Thomas WESTWORTH	ENG	Intrepid UK	19	19:20.05	13.63	1:00.04	10	21.03	18.87	19.99	
11	127	Ben HODGE	ENG	Privateer	19	19:20.15	13.73	59.74	12	20.90	18.77	19.95	
12	126	Toby STEPHENSON	ENG	Privateer	19	19:20.28	13.86	59.91	14	20.94	18.82	19.93	
13	120	Alexander D'ARCY	GBR	BKC	19	19:21.70	15.28	1:00.09	12	21.09	18.86	19.91	
14	106	Josh PICKFORD	ENG	BKC Racing	19	19:24.26	17.84	59.82	11	20.92	18.64	20.10	
15	117	Kiera SCOTT	ENG	Vital Motorsport	19	19:26.77	20.35	1:00.44	10	21.11	18.92	20.10	
16	124	Dante YU	USA	Vital Motorsport	19	19:19.91	23.49	1:00.02	17	21.06	18.80	19.89	+10.00
17	104	Ross WOODFORD	ENG	S8 Racing	19	19:19.95	23.53	59.62	11	20.88	18.81	19.91	+10.00
18	105	Ethan TAN	SGP	Fusion Motorsport	19	19:21.62	25.20	59.87	11	21.02	18.86	19.94	+10.00
19	112	Alex BROWN	SGP	Fusion Motorsport	19	19:22.62	26.20	59.65	16	20.87	18.77	19.85	+10.00
20	108	Sam MCDONNELL	IRL	BKC Racing	19	19:39.21	32.79	59.43	7	20.77	18.71	19.75	
21	122	Rached GHANEM	IBN	MLC Motorsport	19	19:33.39	36.97	1:00.95	10	21.38	19.19	20.16	+10.00
22	101	David MALUKAS	USA	BN Racing	17	17:02.69	2 Laps	59.55	12	20.87	18.73	19.87	
23	118	Milan PETELET	FRA	Praga	16	16:08.75	3 Laps	59.50	12	20.76	18.73	19.90	
24	109	Patrick KIBBLE	ENG	MLC Motorsport	14	14:21.79	5 Laps	1:00.06	6	20.87	18.85	20.15	
25	121	Kyle CONNOLLY	ENG	Msport	8	8:10.40	11 Laps	59.65	8	20.90	18.67	19.99	
26	102	Ben HEALEY-SMITH	ENG	Vision Motorsport	0	2.92	19 Laps						

No.124 YU Dante : C2.3.4/U17.5.5 - Incorrectly positioned front fairing

No.104 WOODFORD Ross : C2.3.4/U17.5.5 - Incorrectly positioned front fairing

No.105 TAN Ethan : C2.3.4/U17.5.5 - Incorrectly positioned front fairing

No.112 BROWN Alex : C2.3.4/U17.5.5 - Incorrectly positioned front fairing

No.122 GHANEM Rached : C2.3.4/U17.5.5 - Incorrectly positioned front fairing

Not Classified

111	Chris LULHAM	ENG	Fusion Motorsport	19:25.48	Excluded	59.30	7	20.78	18.63	19.80	
-----	--------------	-----	-------------------	----------	----------	-------	---	-------	-------	-------	--

No.111 LULHAM Chris : C1.1.5 - Driving in a manner incompatible with general safety

Leaders : No.114 BRADSHAW Callum (1-2) / No.101 MALUKAS David (3-14) / No.114 BRADSHAW Callum (15-19)

Start Time : 19/06 - 13:34:51

Best Lap : No.108 MCDONNELL Sam 59.43 52.02 Mph

Weather : Slightly cloudy Air : 18°C Track : Dry

Event Record : No.110 HARVEY Elliot 59.21 52.22 Mph

Junior X30

Race 16 - European Open (PF)

Lap Chart

For information purposes. No official / regulatory value

	1	2	3	4	5	6	7	8	9	10	11	12	13	14	15	16	17	18	19	20	21	22	23	24	25	26	27
Grid	114	125	108	111	116	101	115	103	123	130	118	121	128	105	106	124	126	112	120	117	122	109	102	104	127	119	110
Start	114	125	108	111	101	116	115	103	123	130	118	128	121	106	105	124	126	112	120	117	109	122	102	104	127	110	119
Lap 1 Interval	114	101 0.4	125 0.9	111 0.9	108 0.0	103 0.2	115 0.2	116 0.0	130 0.2	123 0.1	128 0.3	118 0.2	126 0.1	121 0.1	124 0.2	106 0.2	120 0.2	112 0.1	110 0.7	119 1.2	109 0.5	105 0.0	127 0.0	122 0.5	117 0.1	104 0.0	
Lap 2	114	101 0.4	125 1.3	103 1.3	116 1.3	108 0.0	123 0.0	130 0.3	111 0.0	115 0.3	126 0.0	128 0.2	118 0.3	121 0.0	124 0.3	112 0.2	110 0.1	106 0.4	120 0.2	119 0.1	109 0.7	105 0.2	127 0.2	104 0.6	117 0.5	122 0.5	
Lap 3	101	114 0.0	125 2.0	103 1.4	108 1.1	116 0.6	111 0.0	123 0.2	115 0.4	130 0.2	126 0.1	118 0.4	121 0.0	110 0.1	128 0.6	112 0.4	124 0.4	106 0.0	120 0.2	119 0.3	109 0.2	105 0.1	127 0.0	104 0.1	117 0.7	122 1.1	
Lap 4	101	114 0.0	125 2.1	103 1.5	108 0.5	116 0.2	111 0.2	123 0.5	115 0.2	130 0.2	126 0.5	110 0.1	121 0.8	118 0.3	128 0.5	124 0.5	106 0.1	119 0.4	109 0.6	120 0.3	104 0.0	105 0.3	127 0.1	117 0.3	122 1.7	112 0.4	
Lap 5	101	114 0.0	125 2.6	103 1.2	108 0.1	116 0.1	111 0.2	115 0.9	123 0.1	130 0.2	110 1.1	126 0.2	121 0.2	118 0.1	128 1.0	124 0.5	106 0.1	119 0.1	109 0.7	104 0.4	120 0.5	105 0.2	127 0.1	117 0.3	112 2.0	122 0.4	
Lap 6	101	114 0.0	125 2.9	108 1.0	116 0.1	111 0.2	103 0.5	115 0.4	130 0.5	123 0.2	110 0.8	126 0.4	121 0.1	118 0.7	128 1.1	124 0.0	119 0.5	106 0.2	109 0.3	104 0.3	105 1.4	120 0.3	127 0.0	117 0.2	112 1.7	122 1.2	
Lap 7	101	114 0.0	125 3.3	108 0.3	116 0.1	111 0.0	103 1.0	115 0.3	130 0.5	123 0.3	110 0.7	121 0.7	126 0.4	118 0.1	124 2.0	128 0.2	119 0.0	109 0.9	104 0.0	106 0.4	105 0.7	127 0.4	120 0.8	117 0.6	112 0.3	122 2.2	
Lap 8	101	114 0.0	116 3.8	108 0.0	111 0.4	125 0.4	103 0.4	115 0.1	130 0.2	123 0.5	110 1.2	121 0.1	118 0.5	126 0.2	124 2.1	119 0.8	128 0.2	104 0.1	109 0.2	104 0.3	105 0.4	127 0.4	120 1.5	117 0.5	112 0.9	122 2.2	
Lap 9	101	114 0.0	116 3.7	108 0.2	111 0.1	125 0.8	103 0.9	130 0.0	115 0.2	123 0.1	118 2.0	110 0.2	126 1.7	124 0.7	119 0.8	104 0.3	128 0.2	109 0.9	105 0.8	106 0.2	127 1.0	112 0.5	120 0.2	117 1.1	122 2.5		
Lap 10	101	114 0.0	108 4.0	111 0.2	116 0.5	125 0.3	103 0.8	130 0.0	115 0.2	123 0.1	118 2.1	110 0.0	124 2.9	126 0.3	119 0.2	104 0.1	128 0.6	109 1.1	105 0.5	106 0.3	112 1.3	127 0.1	120 0.5	117 0.9	122 3.0		
Lap 11	101	114 0.0	108 4.3	111 0.2	116 0.1	125 0.1	103 1.1	115 0.2	123 0.1	130 0.2	118 2.0	110 0.0	124 3.2	126 0.2	104 0.0	119 0.3	128 0.8	109 1.3	105 0.1	106 0.3	112 1.4	127 0.3	120 0.6	117 1.4	122 3.4		
Lap 12	101	114 0.0	116 4.7	108 0.0	111 0.1	125 0.3	115 1.2	123 0.1	103 0.3	130 0.1	118 1.3	110 0.1	104 4.1	124 0.0	119 1.4	128 0.3	126 0.4	109 1.0	105 0.0	106 0.1	112 0.6	127 0.1	120 0.9	117 2.0	122 3.7		
Lap 13	101	114 0.0	116 4.7	111 0.2	125 0.2	108 0.1	115 1.3	103 0.3	130 0.1	123 0.3	118 1.0	110 0.1	104 4.6	124 0.0	119 1.4	128 0.3	126 0.4	105 1.0	109 0.7	106 0.0	112 0.1	127 0.1	120 0.9	117 2.5	122 4.0		
Lap 14	101	114 0.0	111 4.6	116 0.1	115 2.1	103 0.0	130 0.3	123 0.9	118 0.2	110 0.5	104 5.1	124 1.0	125 0.6	119 0.0	128 0.0	126 0.1	105 1.1	106 0.9	112 0.1	127 0.3	120 0.8	109 1.7	117 1.0	122 4.7	108 9.1		
Lap 15	114	101 0.2	111 4.1	116 0.1	130 2.8	115 0.2	103 0.2	123 0.0	118 0.2	110 0.3	104 5.6	124 1.2	119 0.4	125 0.9	126 0.1	128 0.1	105 0.4	112 0.5	127 0.7	106 0.3	120 0.2	117 3.1	122 5.3	108 9.2			
Lap 16	114	101 0.2	111 3.1	116 0.2	130 3.0	115 0.1	103 0.2	118 0.3	110 0.7	123 0.1	104 5.8	124 1.0	119 0.2	125 0.9	126 0.2	128 0.3	105 0.3	112 0.1	127 1.1	120 0.8	106 0.1	117 3.3	122 5.7	108 8.5			
Lap 17	114	101 0.2	111 1.8	116 0.2	130 3.2	103 0.2	115 0.3	110 1.1	123 0.0	104 6.1	124 0.5	119 0.2	125 0.7	126 0.3	128 0.3	105 0.6	112 0.3	127 0.3	120 1.1	106 0.9	117 3.1	122 6.0	108 8.1				
Lap 18	114	116 0.0	103 3.2	130 0.0	115 0.3	110 1.5	123 0.0	124 6.8	104 0.3	119 0.1	125 0.1	126 0.5	128 0.6	112 1.0	127 0.1	105 0.3	120 0.8	111 1.7	106 0.0	117 3.0	122 6.3	108 6.9					



15th - 19th June 2016



Junior X30

Race 16 - European Open (PF) Lap Chart

For information purposes. No official / regulatory value

Lap 19	114	116 0.1	130 3.6	115 0.1	110 0.1	103 0.2	123 0.0	125 7.8	119 1.1	124 0.0	104 0.0	128 0.1	127 0.1	126 0.1	105 1.3	120 0.0	112 0.9	106 1.6	111 1.2	117 1.2	122 6.6	108 5.8				
--------	-----	------------	------------	------------	------------	------------	------------	------------	------------	------------	------------	------------	------------	------------	------------	------------	------------	------------	------------	------------	------------	------------	--	--	--	--



Junior X30

Race 16 - European Open (PF)

For information purposes. No official / regulatory value

Analysis

Laps	Sector 1	Sector 2	Sector 3	Lap Time	Laps	Sector 1	Sector 2	Sector 3	Lap Time	Laps	Sector 1	Sector 2	Sector 3	Lap Time
No.101 MALUKAS David					4	21.10	19.71	20.21	1:01.02	6	21.20	19.25	20.21	1:00.66
1	22.04	19.09	20.19	1:01.32	5	21.22	18.95	20.00	1:00.17	7	21.04	19.96	20.36	1:01.36
2	21.24	19.09	20.10	1:00.43	6	20.97	18.87	20.09	59.93	8	21.12	19.01	20.14	1:00.27
3	21.00	19.03	20.01	1:00.04	7	20.95	19.30	20.02	1:00.27	9	21.58	19.75	20.40	1:01.73
4	21.03	19.15	20.01	1:00.19	8	20.98	19.12	19.96	1:00.06	10	21.23	18.87	20.14	1:00.24
5	21.04	18.85	19.99	59.88	9	21.21	18.89	20.02	1:00.12	11	21.04	18.64	20.14	59.82
6	21.06	18.88	19.92	59.86	10	20.90	18.88	19.91	59.69	12	21.00	19.46	20.27	1:00.73
7	20.92	18.85	19.94	59.71	11	20.88	18.81	19.93	59.62	13	21.32	19.21	20.28	1:00.81
8	20.98	18.83	19.95	59.76	12	21.06	18.96	20.11	1:00.13	14	20.92	19.06	20.10	1:00.08
9	20.87	18.73	19.98	59.58	13	21.11	18.97	20.16	1:00.24	15	21.70	19.47	20.12	1:01.29
10	20.88	18.81	20.00	59.69	14	21.04	19.01	20.13	1:00.18	16	21.57	18.99	20.13	1:00.69
11	21.00	18.73	19.97	59.70	15	21.18	18.99	20.17	1:00.34	17	21.20	19.41	20.30	1:00.91
12	20.92	18.76	19.87	59.55	16	21.22	19.06	20.22	1:00.50	18	21.30	19.17	20.70	1:01.17
13	20.93	18.81	19.96	59.70	17	21.23	19.09	20.19	1:00.51	19	22.15	19.02	20.37	1:01.54
14	21.01	18.79	19.98	59.78	18	21.46	19.47	20.33	1:01.26	No.108 MCDONNELL Sam				
15	21.11	19.24	20.01	1:00.36	19	21.17	19.43	22.15	1:02.75	1	22.50	20.59	20.38	1:03.47
16	21.07	18.86	20.67	1:00.60	No.105 TAN Ethan					2	22.19	19.94	20.42	1:02.55
17	21.29	18.92	20.79	1:01.00	1	25.99	20.45	21.34	1:07.78	3	21.38	19.13	20.08	1:00.59
No.103 WESTOVER Louie					2	21.72	19.47	20.35	1:01.54	4	21.10	18.74	20.00	59.84
1	22.57	20.13	20.57	1:03.27	3	21.27	19.15	20.84	1:01.26	5	20.96	18.73	19.98	59.67
2	21.50	19.08	20.28	1:00.86	4	21.22	19.93	20.46	1:01.61	6	21.05	18.79	19.96	59.80
3	21.22	19.27	20.36	1:00.85	5	21.43	19.22	20.02	1:00.67	7	20.82	18.71	19.90	59.43
4	21.22	19.06	20.18	1:00.46	6	21.09	19.41	20.02	1:00.52	8	20.77	19.37	19.84	59.98
5	21.09	18.84	20.17	1:00.10	7	21.15	18.87	19.98	1:00.00	9	20.96	18.84	19.82	59.62
6	21.54	19.14	20.14	1:00.82	8	21.14	18.86	19.94	59.94	10	20.94	18.82	19.95	59.71
7	20.97	18.86	20.03	59.86	9	21.23	19.60	20.24	1:01.07	11	20.99	19.13	19.91	1:00.03
8	21.11	18.80	20.08	59.99	10	21.21	18.92	19.96	1:00.09	12	20.99	19.28	19.75	1:00.02
9	20.86	19.05	20.30	1:00.21	11	21.02	18.89	19.96	59.87	13	20.89	19.58	19.86	1:00.33
10	20.89	18.82	19.99	59.70	12	21.18	19.53	20.20	1:00.91	14	49.49	19.94	20.85	1:30.28
11	20.85	18.87	20.04	59.76	13	21.13	19.01	20.00	1:00.14	15	21.51	19.17	20.45	1:01.13
12	21.14	19.44	20.00	1:00.58	14	21.11	18.88	20.00	59.99	16	21.21	18.97	20.25	1:00.43
13	20.81	19.08	19.90	59.79	15	21.04	19.45	20.08	1:00.57	17	21.63	19.00	20.01	1:00.64
14	20.83	18.87	20.02	59.72	16	21.12	18.95	19.97	1:00.04	18	21.14	18.88	20.12	1:00.14
15	21.05	19.62	20.11	1:00.78	17	21.48	18.89	20.05	1:00.42	19	21.17	19.02	19.95	1:00.14
16	20.87	18.99	19.88	59.74	18	22.03	19.13	20.11	1:01.27	No.109 KIBBLE Patrick				
17	20.85	19.01	20.07	59.93	19	21.12	19.92	20.53	1:01.57	1	24.76	20.57	21.91	1:07.24
18	20.84	18.86	20.13	59.83	No.106 PICKFORD Josh					2	21.60	19.39	20.35	1:01.34
19	21.32	19.88	21.44	1:02.64	1	23.84	20.22	20.74	1:04.80	3	21.16	19.03	21.21	1:01.40
No.104 WOODFORD Ross					2	21.73	20.58	20.87	1:03.18	4	21.06	19.57	20.33	1:00.96
1	25.36	20.17	22.50	1:08.03	3	21.29	19.55	20.91	1:01.75	5	21.09	18.87	20.17	1:00.13
2	21.64	19.49	20.30	1:01.43	4	21.21	19.18	20.24	1:00.63	6	21.06	18.85	20.15	1:00.06
3	21.15	18.98	20.53	1:00.66	5	21.10	19.06	20.15	1:00.31	7	20.87	19.40	20.26	1:00.53

timekeeper Computer

IAME European Open (ENG) 17-19/06/2016

Ian Rogers

Apex Timing

Junior X30

Race 16 - European Open (PF)

For information purposes. No official / regulatory value

Analysis

Laps	Sector 1	Sector 2	Sector 3	Lap Time	Laps	Sector 1	Sector 2	Sector 3	Lap Time	Laps	Sector 1	Sector 2	Sector 3	Lap Time
8	20.96	19.28	20.17	1:00.41	15	21.01	18.68	20.03	59.72	17	21.64	18.94	20.42	1:01.00
9	21.67	19.15	20.24	1:01.06	16	20.91	18.73	19.96	59.60	18	21.52	19.95	20.90	1:02.37
10	21.08	18.98	20.24	1:00.30	17	20.97	18.81	19.94	59.72	19	21.86	19.50	20.23	1:01.59
11	21.14	18.96	20.19	1:00.29	18	20.95	18.85	38.32	1:18.12	No.115 WHITE Samuel				
12	21.20	19.40	20.41	1:01.01	19	22.67	19.61	20.56	1:02.84	1	22.77	20.21	20.55	1:03.53
13	21.35	19.18	20.44	1:00.97	No.112 BROWN Alex					2	22.35	20.38	20.19	1:02.92
14	22.11	19.73	21.43	1:03.27	1	24.53	19.71	20.78	1:05.02	3	21.62	19.45	20.02	1:01.09
No.110 HARVEY Elliot					2	21.58	20.24	20.32	1:02.14	4	21.17	18.86	19.89	59.92
1	24.19	20.27	20.56	1:05.02	3	21.47	19.93	20.42	1:01.82	5	20.92	18.79	19.94	59.65
2	21.42	19.80	20.30	1:01.52	4	21.10	24.37	20.28	1:05.75	6	20.98	18.83	19.96	59.77
3	21.15	19.35	20.07	1:00.57	5	21.19	19.27	20.12	1:00.58	7	20.96	18.75	20.02	59.73
4	21.06	18.85	19.91	59.82	6	21.18	19.08	20.03	1:00.29	8	21.02	18.85	19.96	59.83
5	20.95	19.24	20.09	1:00.28	7	21.13	18.86	19.96	59.95	9	20.82	19.57	19.93	1:00.32
6	21.10	18.76	19.98	59.84	8	20.95	19.01	20.21	1:00.17	10	21.01	18.83	19.87	59.71
7	20.92	18.76	19.98	59.66	9	21.01	18.99	20.25	1:00.25	11	20.92	18.89	19.86	59.67
8	20.98	19.25	19.98	1:00.21	10	21.01	18.84	20.25	1:00.10	12	20.98	19.00	19.94	59.92
9	21.94	18.93	19.94	1:00.81	11	21.04	18.84	20.01	59.89	13	21.09	18.81	20.00	59.90
10	20.99	18.79	19.89	59.67	12	21.08	18.85	20.00	59.93	14	21.08	18.84	20.07	59.99
11	20.98	18.82	19.97	59.77	13	20.98	19.14	20.18	1:00.30	15	21.49	19.13	20.01	1:00.63
12	20.86	18.75	19.97	59.58	14	21.38	18.77	19.95	1:00.10	16	20.96	18.91	19.88	59.75
13	20.85	18.88	19.96	59.69	15	21.13	19.09	19.85	1:00.07	17	20.97	19.32	20.18	1:00.47
14	20.93	18.78	19.95	59.66	16	20.87	18.83	19.95	59.65	18	20.93	18.85	20.09	59.87
15	20.95	18.78	20.13	59.86	17	21.59	18.93	20.08	1:00.60	19	21.25	19.75	20.88	1:01.88
16	21.03	19.07	20.11	1:00.21	18	21.12	19.18	20.16	1:00.46	No.116 BYATT Owen				
17	21.02	19.03	20.19	1:00.24	19	21.08	20.42	21.54	1:03.04	1	22.47	20.49	20.76	1:03.72
18	21.06	19.05	20.16	1:00.27	No.114 BRADSHAW Callum					2	21.73	19.82	20.41	1:01.96
19	21.10	19.10	20.34	1:00.54	1	21.78	19.07	20.19	1:01.04	3	22.06	19.00	20.19	1:01.25
No.111 LULHAM Chris					2	21.48	18.95	20.05	1:00.48	4	20.94	18.74	19.84	59.52
1	22.59	20.13	20.61	1:03.33	3	21.22	19.27	20.04	1:00.53	5	20.85	18.80	19.86	59.51
2	22.48	20.53	20.14	1:03.15	4	21.00	19.13	20.08	1:00.21	6	21.05	18.92	19.82	59.79
3	21.67	19.00	20.09	1:00.76	5	21.08	18.80	20.00	59.88	7	20.83	18.85	19.80	59.48
4	20.97	18.81	19.96	59.74	6	21.07	18.90	19.88	59.85	8	20.77	18.98	19.98	59.73
5	20.84	18.70	19.95	59.49	7	20.98	18.75	19.98	59.71	9	20.88	18.71	19.91	59.50
6	21.08	18.79	19.91	59.78	8	21.02	18.74	20.00	59.76	10	21.82	18.90	19.95	1:00.67
7	20.78	18.70	19.82	59.30	9	20.95	18.65	19.98	59.58	11	20.80	18.83	20.02	59.65
8	20.82	19.42	19.96	1:00.20	10	20.85	18.80	20.04	59.69	12	20.84	18.74	19.97	59.55
9	20.91	18.63	19.80	59.34	11	20.98	18.90	19.80	59.68	13	20.89	18.85	19.96	59.70
10	21.17	18.63	19.93	59.73	12	21.00	18.71	19.85	59.56	14	21.25	18.85	19.80	59.90
11	20.94	19.15	19.97	1:00.06	13	20.90	18.78	20.02	59.70	15	20.93	18.88	19.86	59.67
12	21.08	19.04	19.82	59.94	14	20.94	18.95	19.90	59.79	16	20.99	18.86	19.88	59.73
13	20.86	18.98	19.88	59.72	15	21.03	18.96	20.08	1:00.07	17	20.95	18.87	19.88	59.70
14	20.84	18.75	19.89	59.48	16	21.39	18.90	20.30	1:00.59	18	20.96	18.90	20.33	1:00.19

Junior X30

Race 16 - European Open (PF)

For information purposes. No official / regulatory value

Analysis

Laps	Sector 1	Sector 2	Sector 3	Lap Time	Laps	Sector 1	Sector 2	Sector 3	Lap Time	Laps	Sector 1	Sector 2	Sector 3	Lap Time
19	21.80	19.79	20.07	1:01.66	4	21.14	19.33	20.08	1:00.55	6	20.96	18.83	20.11	59.90
No.117 SCOTT Kiera					5	21.05	18.92	20.03	1:00.00	7	21.10	18.67	20.05	59.82
1	25.52	21.52	21.22	1:08.26	6	21.09	19.05	20.09	1:00.23	8	20.90	18.76	19.99	59.65
2	21.68	19.93	20.44	1:02.05	7	21.02	19.14	20.05	1:00.21	No.122 GHANEM Rached				
3	21.39	19.11	20.40	1:00.90	8	21.41	19.16	20.09	1:00.66	1	25.75	20.98	21.17	1:07.90
4	21.31	19.21	20.61	1:01.13	9	21.22	18.91	20.01	1:00.14	2	22.32	19.95	20.53	1:02.80
5	21.33	19.18	20.20	1:00.71	10	21.10	18.88	19.87	59.85	3	21.64	19.45	20.36	1:01.45
6	21.15	19.39	20.10	1:00.64	11	21.31	18.85	19.96	1:00.12	4	21.53	19.86	20.37	1:01.76
7	21.60	19.34	20.35	1:01.29	12	21.95	19.17	20.20	1:01.32	5	21.49	19.66	20.33	1:01.48
8	21.11	19.04	21.33	1:01.48	13	21.27	18.99	20.00	1:00.26	6	21.38	19.34	20.37	1:01.09
9	21.32	19.05	20.30	1:00.67	14	21.20	18.94	20.29	1:00.43	7	21.44	19.19	20.34	1:00.97
10	21.13	18.94	20.37	1:00.44	15	21.26	18.99	19.99	1:00.24	8	21.47	19.32	20.33	1:01.12
11	21.12	19.09	20.42	1:00.63	16	21.02	18.98	20.03	1:00.03	9	21.41	19.28	20.28	1:00.97
12	21.19	19.18	20.31	1:00.68	17	21.01	18.99	20.02	1:00.02	10	21.48	19.22	20.25	1:00.95
13	21.26	19.12	20.38	1:00.76	18	21.19	19.24	20.22	1:00.65	11	21.43	19.32	20.22	1:00.97
14	21.22	18.92	20.30	1:00.44	19	22.20	19.04	21.28	1:02.52	12	21.42	19.37	20.18	1:00.97
15	21.28	19.06	20.20	1:00.54	No.120 D'ARCY Alexander					13	21.48	19.31	20.34	1:01.13
16	21.30	19.04	20.30	1:00.64	1	24.24	19.78	20.77	1:04.79	14	21.55	19.36	20.19	1:01.10
17	21.37	19.04	20.34	1:00.75	2	21.69	20.73	20.72	1:03.14	15	21.49	19.23	20.37	1:01.09
18	21.44	19.04	20.55	1:01.03	3	21.36	19.48	20.90	1:01.74	16	21.56	19.23	20.28	1:01.07
19	21.36	19.24	20.41	1:01.01	4	21.33	20.19	20.35	1:01.87	17	21.50	19.37	20.16	1:01.03
No.118 PETELET Milan					5	21.65	19.07	20.13	1:00.85	18	21.62	19.34	20.41	1:01.37
1	23.43	20.13	20.66	1:04.22	6	21.26	19.73	20.16	1:01.15	19	21.55	19.30	20.43	1:01.28
2	22.19	20.12	20.36	1:02.67	7	21.91	18.92	20.11	1:00.94	No.123 KING Nelson				
3	21.46	19.46	20.24	1:01.16	8	21.34	19.20	20.09	1:00.63	1	23.01	19.91	20.89	1:03.81
4	21.82	19.21	20.27	1:01.30	9	21.32	19.19	20.56	1:01.07	2	21.78	19.73	20.22	1:01.73
5	21.02	18.82	19.92	59.76	10	21.17	19.29	20.15	1:00.61	3	21.84	19.46	20.11	1:01.41
6	21.50	18.86	20.06	1:00.42	11	21.26	18.86	20.00	1:00.12	4	21.00	18.92	20.15	1:00.07
7	20.84	18.78	20.00	59.62	12	21.17	19.01	19.91	1:00.09	5	21.00	19.15	19.98	1:00.13
8	20.92	18.89	19.90	59.71	13	21.09	19.03	20.12	1:00.24	6	21.02	19.26	20.09	1:00.37
9	21.01	18.82	20.00	59.83	14	21.27	18.97	19.99	1:00.23	7	20.96	18.87	19.96	59.79
10	21.03	18.84	19.97	59.84	15	21.20	18.99	19.98	1:00.17	8	20.94	18.87	19.92	59.73
11	20.95	18.81	19.99	59.75	16	21.15	18.98	20.17	1:00.30	9	20.91	18.82	20.00	59.73
12	20.76	18.73	20.01	59.50	17	21.25	18.92	19.93	1:00.10	10	20.97	18.85	19.92	59.74
13	20.92	18.80	19.97	59.69	18	21.28	18.98	20.02	1:00.28	11	20.90	18.87	19.88	59.65
14	20.88	18.76	19.97	59.61	19	21.20	19.14	20.49	1:00.83	12	20.90	19.01	19.98	59.89
15	20.90	18.85	19.96	59.71	No.121 CONNOLLY Kyle					13	20.98	19.60	19.96	1:00.54
16	21.07	18.86	19.92	59.85	1	23.42	20.29	20.64	1:04.35	14	20.88	18.84	19.99	59.71
No.119 SANSON Julien					2	21.57	20.64	20.26	1:02.47	15	21.05	19.31	20.06	1:00.42
1	24.83	20.13	21.22	1:06.18	3	21.23	19.82	20.12	1:01.17	16	21.47	19.41	20.01	1:00.89
2	21.59	19.29	20.27	1:01.15	4	21.67	18.98	20.21	1:00.86	17	21.14	18.99	20.08	1:00.21
3	21.27	19.52	21.13	1:01.92	5	21.10	18.69	20.15	59.94	18	21.04	19.18	20.05	1:00.27

Junior X30

Race 16 - European Open (PF)

For information purposes. No official / regulatory value

Analysis




























Laps	Sector 1	Sector 2	Sector 3	Lap Time	Laps	Sector 1	Sector 2	Sector 3	Lap Time	Laps	Sector 1	Sector 2	Sector 3	Lap Time
19	21.19	19.11	20.49	1:00.79	No.126 STEPHENSON Toby					No.128 WESTWORTH Thomas				
No.124 YU Dante					1	23.34	20.10	20.57	1:04.01	1	23.24	19.76	20.88	1:03.88
1	23.67	20.15	20.62	1:04.44	2	21.56	20.07	20.26	1:01.89	2	21.71	20.57	20.26	1:02.54
2	21.97	20.13	20.44	1:02.54	3	21.59	19.73	20.07	1:01.39	3	21.52	20.69	20.24	1:02.45
3	21.39	20.11	21.04	1:02.54	4	21.18	19.02	20.19	1:00.39	4	21.26	19.45	20.21	1:00.92
4	21.26	19.14	20.13	1:00.53	5	21.12	19.26	20.24	1:00.62	5	21.20	19.02	20.05	1:00.27
5	21.15	19.03	20.13	1:00.31	6	20.95	18.97	20.09	1:00.01	6	21.23	19.08	20.23	1:00.54
6	21.09	18.92	20.04	1:00.05	7	21.41	18.89	20.09	1:00.39	7	21.49	19.11	20.14	1:00.74
7	21.22	19.07	20.17	1:00.46	8	21.16	18.96	19.93	1:00.05	8	21.55	19.26	20.10	1:00.91
8	21.13	18.82	20.13	1:00.08	9	21.09	19.10	21.41	1:01.60	9	21.62	18.87	20.09	1:00.58
9	21.23	18.88	20.08	1:00.19	10	21.55	19.42	20.22	1:01.19	10	21.03	18.93	20.08	1:00.04
10	21.08	18.93	20.05	1:00.06	11	21.03	18.94	20.03	1:00.00	11	21.19	18.91	20.02	1:00.12
11	21.23	18.80	20.08	1:00.11	12	22.84	19.39	20.32	1:02.55	12	21.53	19.24	20.11	1:00.88
12	21.56	19.03	19.89	1:00.48	13	21.16	19.01	19.99	1:00.16	13	21.12	19.12	19.99	1:00.23
13	21.22	18.94	20.08	1:00.24	14	21.09	18.82	20.00	59.91	14	21.22	18.91	20.02	1:00.15
14	21.29	19.52	20.33	1:01.14	15	21.49	19.44	20.10	1:01.03	15	21.82	19.48	20.09	1:01.39
15	21.27	19.10	20.18	1:00.55	16	21.14	18.91	20.06	1:00.11	16	21.22	18.91	20.09	1:00.22
16	21.16	19.09	20.03	1:00.28	17	20.94	19.02	20.08	1:00.04	17	21.11	18.92	20.04	1:00.07
17	21.06	19.00	19.96	1:00.02	18	21.05	19.09	20.05	1:00.19	18	21.29	18.88	20.29	1:00.46
18	21.14	19.03	20.24	1:00.41	19	21.26	19.06	21.98	1:02.30	19	21.48	19.00	20.99	1:01.47
19	21.41	19.34	22.30	1:03.05	No.127 HODGE Ben					No.130 MILLS Mario				
No.125 HAWKEY Ethan					1	25.25	20.88	20.80	1:06.93	1	22.78	20.08	20.84	1:03.70
1	22.58	19.41	20.44	1:02.43	2	21.74	19.70	20.23	1:01.67	2	21.68	20.25	20.27	1:02.20
2	21.42	19.23	20.21	1:00.86	3	21.13	19.24	20.75	1:01.12	3	21.86	19.76	20.08	1:01.70
3	21.30	19.25	20.23	1:00.78	4	21.47	19.81	20.43	1:01.71	4	21.01	18.91	20.06	59.98
4	21.27	18.97	20.10	1:00.34	5	21.23	19.39	20.07	1:00.69	5	20.95	18.84	20.00	59.79
5	21.20	18.98	20.16	1:00.34	6	21.05	19.58	20.11	1:00.74	6	20.86	19.05	19.97	59.88
6	21.21	18.83	20.14	1:00.18	7	21.23	18.77	20.01	1:00.01	7	20.91	18.86	19.93	59.70
7	21.21	18.86	20.03	1:00.10	8	20.95	18.87	20.15	59.97	8	20.89	18.84	19.85	59.58
8	21.14	19.72	20.37	1:01.23	9	21.03	20.21	20.62	1:01.86	9	20.77	19.11	19.98	59.86
9	20.89	18.86	20.00	59.75	10	21.26	18.99	20.54	1:00.79	10	20.96	18.81	19.95	59.72
10	20.96	18.84	19.95	59.75	11	21.15	18.87	20.04	1:00.06	11	20.89	19.47	19.94	1:00.30
11	20.80	18.82	19.90	59.52	12	20.90	18.89	19.95	59.74	12	20.87	19.26	19.99	1:00.12
12	20.98	19.05	19.92	59.95	13	21.05	19.15	20.04	1:00.24	13	20.85	19.00	19.88	59.73
13	20.88	18.89	19.91	59.68	14	21.45	18.89	20.02	1:00.36	14	20.86	18.88	19.94	59.68
14	29.00	20.19	20.80	1:09.99	15	21.28	19.08	20.08	1:00.44	15	20.97	19.27	20.01	1:00.25
15	21.71	19.25	20.30	1:01.26	16	21.11	18.84	20.08	1:00.03	16	21.03	18.87	19.97	59.87
16	20.98	18.97	20.07	1:00.02	17	21.06	18.77	19.96	59.79	17	20.94	19.07	19.97	59.98
17	21.04	18.84	20.01	59.89	18	21.03	19.15	20.09	1:00.27	18	21.02	19.17	19.97	1:00.16
18	20.97	18.98	20.09	1:00.04	19	21.07	18.97	20.41	1:00.45	19	21.44	19.65	21.00	1:02.09
19	21.45	19.00	20.72	1:01.17										

Junior X30

Race 16 - European Open (PF)
Starting Grid

Document 22

Subject to scrutineering & sporting investigations

110	Elliot HARVEY Global Karting Tony Kart		14	119	Julien SANSON Euro Karting Sodi	
127	Ben HODGE Privateer Kosmic		13	104	Ross WOODFORD S8 Racing Alonso	
102	Ben HEALEY-SMITH Vision Motorsport UK TBA		12	109	Patrick KIBBLE MLC Motorsport Mach 1	
122	Rached GHANEM MLC Motorsport Mach 1		11	117	Kiera SCOTT Vital Motorsport Compkart	
120	Alexander D'ARCY BKC Exprit		10	112	Alex BROWN Fusion Motorsport Exprit	
126	Toby STEPHENSON Privateer Alonso		9	124	Dante YU Vital Motorsport Compkart	
106	Josh PICKFORD BKC Racing Tony Kart		8	105	Ethan TAN Fusion Motorsport Exprit	
128	Thomas WESTWORTH Intrepid UK Intrepid		7	121	Kyle CONNOLLY Msport Tony Kart	
118	Milan PETELET Praga Praga		6	130	Mario MILLS JM Racing RK	
123	Nelson KING Privateer Tony Kart		5	103	Louie WESTOVER Fusion Motorsport Exprit	
115	Samuel WHITE AMT Tony Kart		4	101	David MALUKAS BN Racing Compkart	
116	Owen BYATT Privateer Kosmic		3	111	Chris LULHAM Fusion Motorsport Exprit	
108	Sam MCDONNELL BKC Racing Tony Kart		2	125	Ethan HAWKEY MBR Tony Kart	
114	Callum BRADSHAW BKC Racing Exprit		1			

POLE POSITION



Start : 19/06 - 13:30 1 Laps = 1.382 Km

timekeeper Computer

IAME European Open (ENG) 17-19/06/2016

Ian Rogers

Apex Timing 