



CARBURETTOR TILLOTSON HW-27A



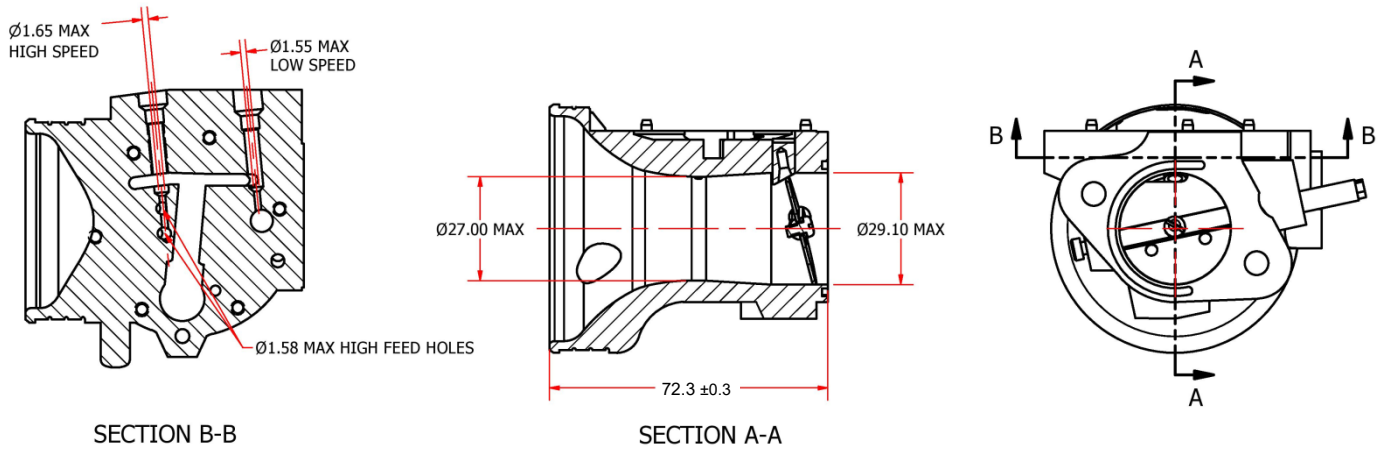
PHOTO OF ADJUSTING SIDE




PHOTO OF INLET SIDE

| | |
|--------------|----------------|
| Manufacturer | TILLOTSON LTD. |
| Make | TILLOTSON |
| Model | HW-27A |

SECTION VIEW

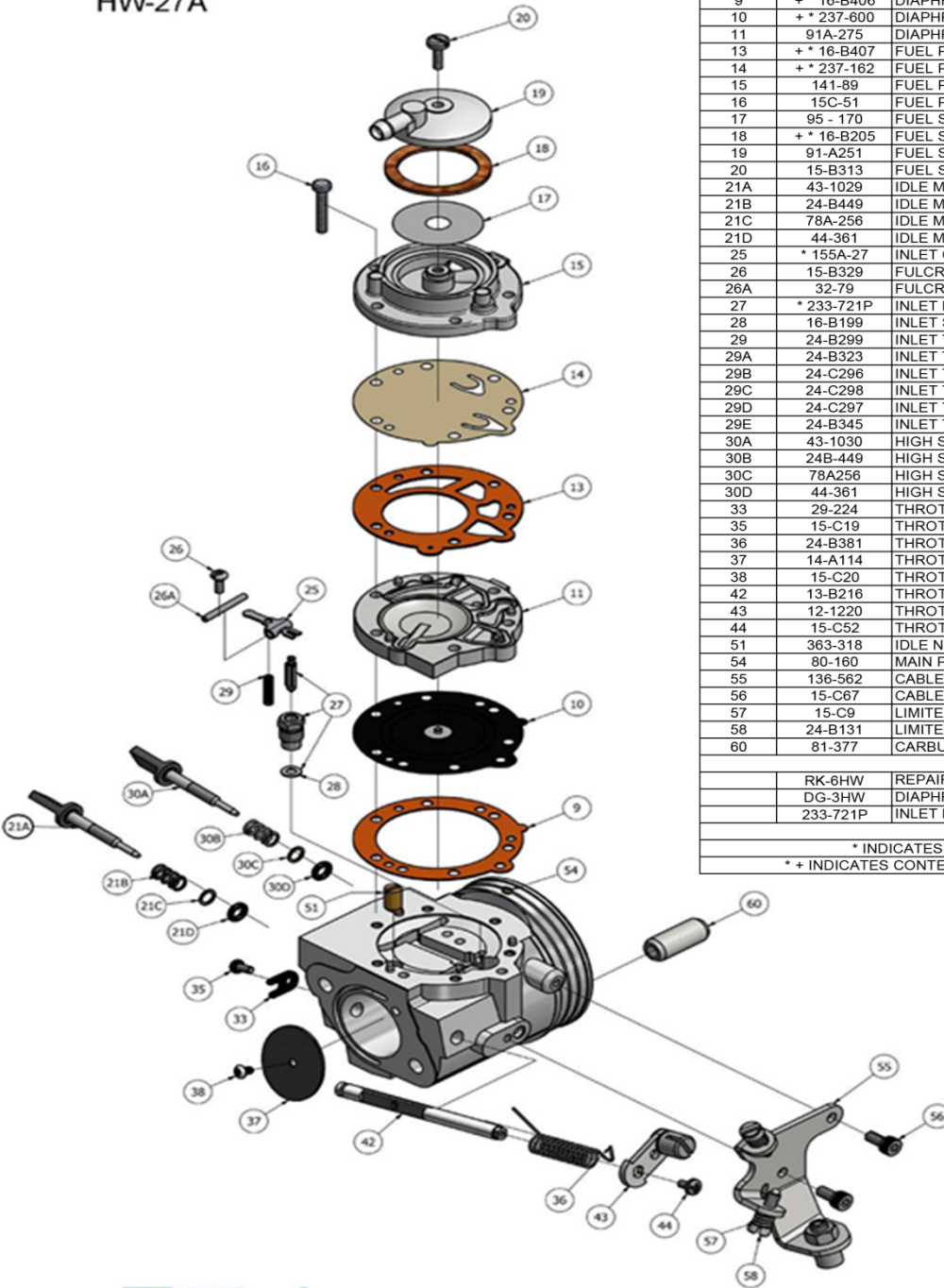


MARKING



CARBURETTOR DESCRIPTION AND SKETCH OF PARTS

HW-27A



| ITEM | PART NO: | DESCRIPTION | QTY |
|------|-------------|-------------------------------------|-------------------------------|
| 9 | + * 16-B406 | DIAPHRAGM GASKET (ORANGE) | 1 |
| 10 | + * 237-600 | DIAPHRAGM | 1 |
| 11 | 91A-275 | DIAPHRAGM COVER | 1 |
| 13 | + * 16-B407 | FUEL PUMP GASKET (ORANGE) | 1 |
| 14 | + * 237-162 | FUEL PUMP DIAPHRAGM | 1 |
| 15 | 141-89 | FUEL PUMP BODY | 1 |
| 16 | 15C-51 | FUEL PUMP BODY SCREW | 6 |
| 17 | 95 - 170 | FUEL STRAINER SCREEN | 1 |
| 18 | + * 16-B205 | FUEL STRAINER COVER GASKET | 1 |
| 19 | 91-A251 | FUEL STRAINER COVER | 1 |
| 20 | 15-B313 | FUEL STRAINER COVER RETAINING SCREW | 1 |
| 21A | 43-1029 | IDLE MIXTURE SCREW | 1 |
| 21B | 24-B449 | IDLE MIXTURE SCREW SPRING | 1 |
| 21C | 78A-256 | IDLE MIXTURE SCREW WASHER | 1 |
| 21D | 44-361 | IDLE MIXTURE SCREW PACKING | 1 |
| 25 | * 155A-27 | INLET CONTROL LEVER | 1 |
| 26 | 15-B329 | FULCRUM LEVER SCREW | 1 |
| 26A | 32-79 | FULCRUM LEVER PIN | 1 |
| 27 | * 233-721P | INLET NEEDLE & SEAT SET | 1 |
| 28 | 16-B199 | INLET SEAT GASKET | 1 |
| 29 | 24-B299 | INLET TENSION SPRING (STD 37 grams) | 1 |
| 29A | 24-B323 | INLET TENSION SPRING (28 grams) | 1 |
| 29B | 24-C296 | INLET TENSION SPRING (31 grams) | 1 |
| 29C | 24-C298 | INLET TENSION SPRING (42 grams) | 1 |
| 29D | 24-C297 | INLET TENSION SPRING (46 grams) | 1 |
| 29E | 24-B345 | INLET TENSION SPRING (48 grams) | 1 |
| 30A | 43-1030 | HIGH SPEED MIXTURE SCREW | 1 |
| 30B | 24B-449 | HIGH SPEED MIXTURE SCREW SPRING | 1 |
| 30C | 78A256 | HIGH SPEED MIXTURE SCREW WASHER | 1 |
| 30D | 44-361 | HIGH SPEED MIXTURE SCREW PACKING | 1 |
| 33 | 29-224 | THROTTLE SHAFT CLIP | 1 |
| 35 | 15-C19 | THROTTLE SHAFT CLIP RETAINING SCREW | 1 |
| 36 | 24-B381 | THROTTLE RETURN SPRING | 1 |
| 37 | 14-A114 | THROTTLE SHUTTER | 1 |
| 38 | 15-C20 | THROTTLE SHUTTER SCREW | 1 |
| 42 | 13-B216 | THROTTLE SHAFT | 1 |
| 43 | 12-1220 | THROTTLE LEVER ASSEMBLY | 1 |
| 44 | 15-C52 | THROTTLE LEVER RETAINING SCREW | 1 |
| 51 | 363-318 | IDLE NOZZLE | 1 |
| 54 | 80-160 | MAIN PLUG | 2 |
| 55 | 138-562 | CABLE BRACKET | 1 |
| 56 | 15-C67 | CABLE BRACKET RETAINING SCREW | 2 |
| 57 | 15-C9 | LIMITER SCREW | 2 |
| 58 | 24-B131 | LIMITER SPRING | 2 |
| 60 | 81-377 | CARBURETTOR MOUNTING NUT | 2 |
| | | RK-6HW | REPAIR KIT |
| | | DG-3HW | DIAPHRAGM & GASKET (STANDARD) |
| | | 233-721P | INLET NEEDLE & SEAT SET |

* INDICATES CONTENTS OF REPAIR KIT
 * + INDICATES CONTENTS OF DIAPHRAGM & GASKET SET



Clash Industrial Estate - Tralee - Ireland
 www.tillotson-racing.com




PARTS OF CARBURETTOR

REF.9 - P. N°16-B406
DIAPHRAGM GASKET (ORANGE COLOR)



Thickness = 0.5 ± 0.1 mm

REF.13 - P. N° 16-B407
PUMP DIAPHRAGM GASKET (ORANGE COLOR)



Thickness = 0.8 ± 0.1 mm

REF.10 - P. N°237-600
DIAPHRAGM



Thickness = 0.13 ± 0.07 mm

REF.14 - P. N°237-162
PUMP DIAPHRAGM

ALTERNATIVE



Thickness = 0.10 ± 0.063 mm

REF.11 - P. N° 91-A275
DIAPHRAGM COVER



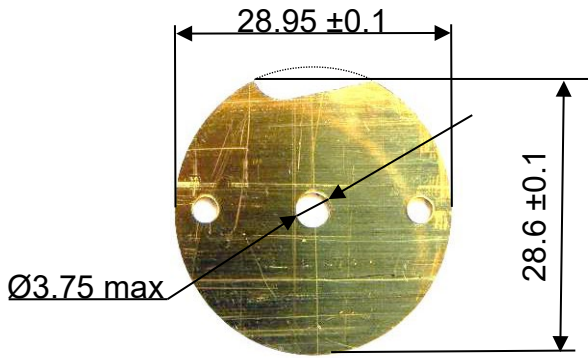
Thickness = 6.75 ± 0.15 mm

REF.15 - P. N° 141-89
PUMP COVER



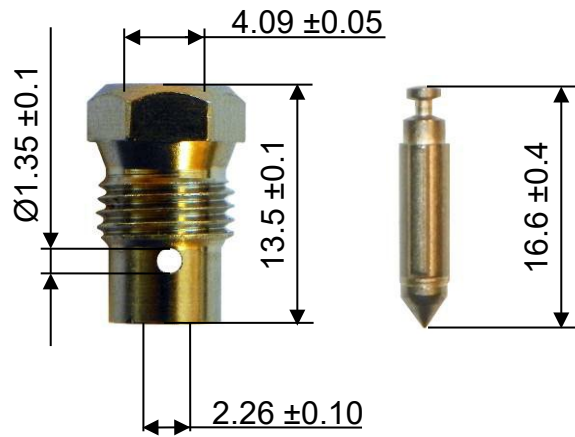
Thickness = 12.5 ± 0.15 mm

REF.37 - P. N° 14-A114
THROTTLE SHUTTER



Thickness = 0.81 ± 0.1 mm

REF.27 - P. N° 233-721P
SEAT + NEEDLE



REF.21A - P. N° 43-1029
NEEDLE LOW SPEED

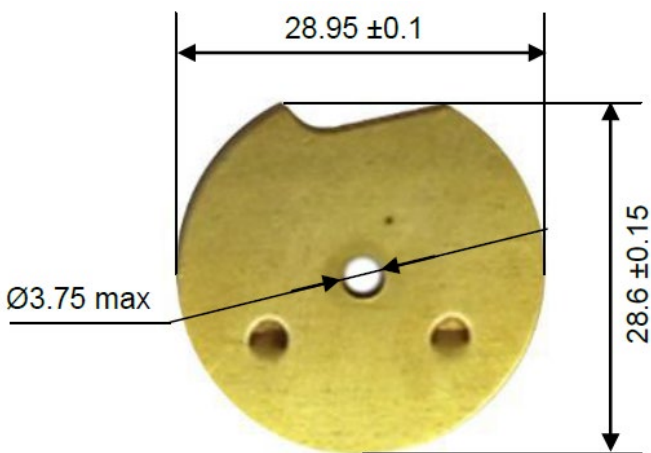


REF.30A - P. N° 43-1030
NEEDLE HIGH SPEED



ALTERNATIVE THROTTLE SHUTTER
(made from production tooling)


REF.37 - P. N° 14-A114



Thickness = 0.81 ± 0.1 mm

ALTERNATIVE FUEL NEEDLE

REF.27 - P. N° 233-721P



HOLE FOR CARBURETTOR SEALING

The carburettor can have this hole for sealing.



ATOMIZER - HEIGHT LIMITS AND CHECKING TOOL

